

# WHITE FASCIA SYSTEMS

## THE BENEFITS OF CELUPLAST PVC-ue

PVC-ue is a low maintenance weather resistant durable building material.

Unlike timber, toxic preservatives or coatings are unnecessary. PVC-ue does not rot, decay or suffer from attack by insects or vermin. It is not effected by corrosion or pollution.

The smooth durable scratch resistant surface is available in attractive shades of white, espresso brown and authentic woodgrain versions. Once installed it should not require replacing.

## ENVIRONMENT

Celuplast cellular PVC-ue profiles are recyclable and all production waste is re-used.

Celuplast PVC-ue does not contains CFC's, lead, barium or cadmium. Only tin based stabilisers are used.

**Celuplast leaves trees standing**

## TORUS

### Moulded Fascia Board

#### Roofline Systems

The roofline is one of the most exposed elements of a building. Celuplast PVC-ue offers a complete solution for this vulnerable area: a comprehensive range of products in a choice of styles and colours which retain their good looks and will not decay.

#### Fascias and Bargeboards

Including both plain faced and decorative options in square or bull-nose profiles to suit all preferences.

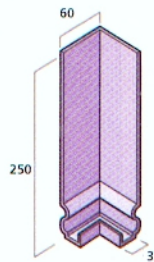


Length: 5 metres Finish: Warm White

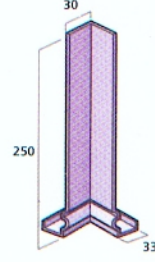
Code	Width
5021.150.5	150
5021.188.5	188
5021.225.5	225
5021.250.5	250
5021.415.5*	415

\*Torus mouldings on both edges

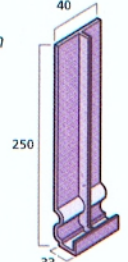
External Corner Trim



Internal Corner Trim



Joint Trim

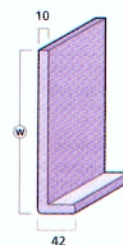


## ESPRIT

### Plain Fascia Board

Length: 5 metres

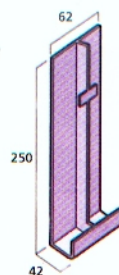
Finish: Warm White



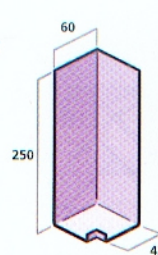
Code	Internal Width	Overall Width
5280.100.5	90	100
5280.150.5	150	160
5280.175.5	175	185
5280.200.5	200	210
5280.225.5	225	235
5280.250.5	250	260
5280.300.5	300	310
5280.400.5	380	400

\*Leg on both edges

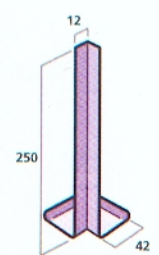
Joint Trim



External Trim



Internal Trim







# COLOURED FASCIA SYSTEMS

## COLOURED FASCIA SYSTEMS

Tastes, styles and fashions change on a regular basis in this day and age, and building materials are no exception. With this in mind, Celuplast are always endeavouring to offer products that are in keeping with the trends of the time.

As we build, we are constantly trying to replicate the rustic styles of the past. The roofline of the building gives an opportunity to frame the house in the colour of your choice.

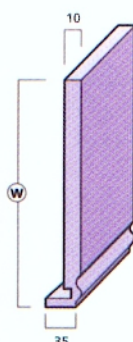
### Brown

As a complement to rustic earth colours, our dark brown fascia, soffit and gutter system is the ideal colour option. The fascia is available in a range of sizes and our soffit cladding is a perfect match.

### Black

Many new houses use re-constituted stone and utilise grey or granite colours. In order to highlight decorative features of these beautiful stone finishes, we offer a plain or woodgrained\* black fascia board. Along with matching soffit and gutter, this colour suits many types of building.

- Black Ash woodgrain only available in 25mm direct fix board.



**Length:** 5 metres

**Finish:** Black and Brown

Code	Width
6021.188.5	188
6021.225.5	225
6021.415.5*	415

\*Torus mouldings on both edges



# WOOD GRAIN PROFILES

## WOODGRAIN PROFILES

Following recent trends in the window and conservatory markets, the discerning houseowner has tended towards a preference for a more traditional style of roofline. In response to this, Celuplast has introduced a range of wood effect fascias and soffits. With our Torus or Esprit fascias, we now supply in mahogany and golden oak effects, which match exactly the colours available in uPVC windows and conservatories.

All of our wood effect fascia boards carry a 10 year guarantee.

### Sherwood Oak

Our Sherwood or Golden Oak board is available in Torus moulded, Esprit plain or in direct fix systems. The coloured foil used is the same foil used on most window and conservatory profiles.

In order to have a rainwater solution which matches the colour of the oak, Celuplast have introduced the beautiful caramel coloured gutter and downpipe system.

### Mahogany Woodgrain

Woodgrain have been popular for a long number of years and as people replace their fascias and soffits, we can now match their woodgrain windows exactly. We also offer a rustic brown gutter and downpipe to match.



**Length:** 5 metres

**Finish:** Mahogany and Golden Oak

Code	Width
6021.188.5	188
6021.225.5	225
6021.360	360



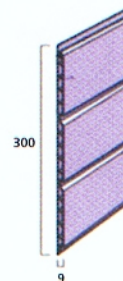
# FASCIA SYSTEMS

*These profiles are available in all of the colours.*

## Hollow Section Soffit

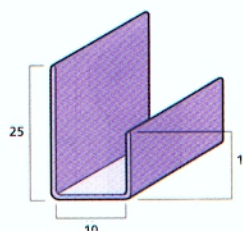
Non-cellular, hollow-chambered system, with open V-joint profile.

Our fascia and Soffit Systems are completed by our range of fitting accessories.



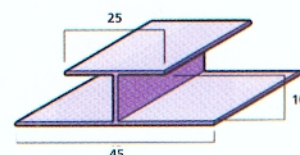
## SOFFIT TRIMS

### J-Trim



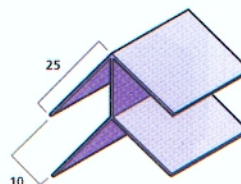
### H-Trim

For continuous joints between soffit boards.



### C-Trim

To continue soffit around 90° corner.



## FIXING

### Polypins

#### Code

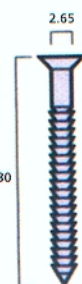
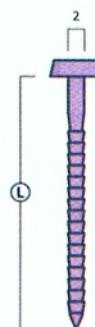
9964.25.250

9964.40.250

#### Dimensions

25 (L) x 2 (diameter)

40 (L) x 2 (diameter)



### Stainless Steel Soffit Pins

#### Code

CELWH04

#### Dimensions

30 x 2.65 (diameter)

## BOX END PACK

#### Code

Dormer

Regular


Large

#### Dimensions

400 (L) x 300 (H)

600 (L) x 400 (H)

750 (L) x 600 (H)







# DIRECT FIX

## ELITE Grooved Fascia Board

### DIRECT FIX

For replacement of badly rotted timber fascias and soffits, full replacement of timber with uPVC is the ideal solution. With this in mind, Celuplast offer our Elite direct fix fascia and soffit system. With this solution there is no requirement for backing timbers and therefore no more potential for rot or damage to rafters or the roof trusses.

Using a 25mm bull nosed fascia board with an 8mm flat PVC board as soffit, one can incorporate ventilation either in the soffit itself or over the fascia (see ventilation systems).



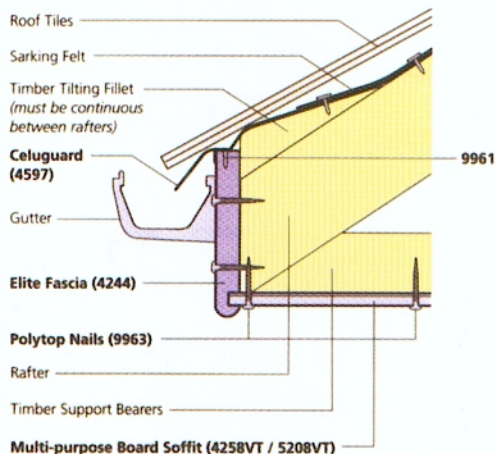
**Problem:** Decaying timber fascia and soffit



**Solution:** Celuplast's longlife PVC-ue fascia and soffit

### Elite Fascia Board detail

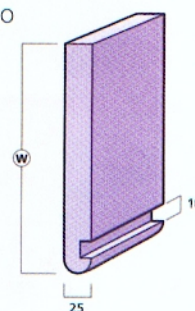
(with horizontal soffit)



**Length:** 5 metres

**Finish:** Warm White and Espresso Brown

Code	Width
4244.150.5	150
4244.175.5	175
4244.200.5	200
4244.225.5	225
4244.250.5	250
4244.300.5	300
4244.450.5*	450 (Warm White only)



\*Bullnose on on both edges



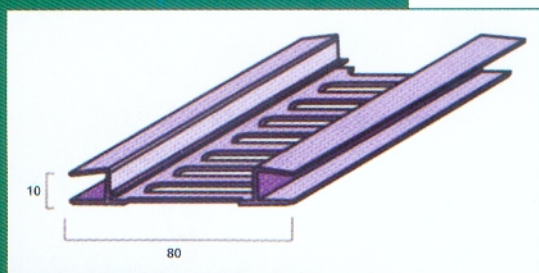
## 10mm H-Section Soffit Ventilator

Providing the equivalent of 25mm continuous air gap

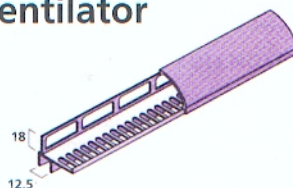
**Length:** 5 metres

**Finish:** Warm White, Brown, Black, Caramel

**Code:**  
5797.5



## AEROVENT Over-Fascia Ventilator



**Finish:** Black PVCu

Code	Width
5555.012.25	2.5 metre sections (with rear leg)
5556.012.25	2.5 metre sections (no rear leg)

(For use with 10-12mm thick fascia boards)

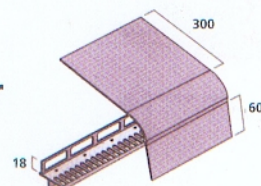
(For use with fascia boards over 12mm thick)

## AEROGUARD Over-Fascia Ventilator

**Finish:** Black PVCu

Code	Width
4558.25	2.5 metre sections

(For use with thick fascia board thicknesses)








# DECORATIVE FEATURES

## DECORATIVE FEATURES

As house styles change, it is important that we have a range of decorative accessories available to enhance the roofline of the building.


### Clip-on Scrolls

Our easy-fit clip on scrolls are suitable for all types of cap over fascia. They are designed with the decorative "ogee" moulding and are available in white, black and rustic brown.



### Scrolled Fascia Board

Our unique Hitchcock design board, can be used as a fascia board itself, fixed onto a backing timber. It can be used in conjunction with Esprit or Torus Boards and it offers an opportunity for a complete decorative one-piece fascia.



### Bargeboard finials

As a joining piece for two bargeboards, the finial gives an attractive diamond shaped apex. Available to suit all colours and styles of fascia, it is the ideal final touch to your maintenance free, aesthetically pleasant roofline.

For trimming bargeboard intersection.

*Finish:* Warm White only

<b>Code</b>	<b>Width</b>
4566.310.060	60mm

*Finish:* Warm White and Espresso Brown

<b>Code</b>	<b>Width</b>
4566.310.100	100mm

