

## ***Celuplast Ceiling Panels***



Celupanel ceiling panels allow a clean high gloss finish on the bathroom or kitchen ceiling, which will not flake, peel or fade. It will never need re-painting and does not support mould growth. Incorporating the use of low voltage down-lighters gives a beautiful, bright, clean finish to any ceiling.

All Celupanel Gloss wall and ceiling panels are classified Class 1 Fire Rating.  
All Gloss panels conform to EN ISO11925-2 and EN 13823.

## ***Proclad Hygenic wall cladding***



- Smooth, easy to clean and easily disinfected
  - Sheets come in 8 x 4
  - BS5476 Pt 7 Class1 Fire rated
  - Conform to Food Hygiene regulations
- Full range of trims available for a complete job.



### **CELUPLAST LTD.**

Unit 52, Baldoyle Industrial Estate, Baldoyle, Dublin 13.  
Tel: 01 832 6210 · Fax: 01 832 6277  
Email: [info@celuplast.com](mailto:info@celuplast.com)  
Website: [www.celuplast.com](http://www.celuplast.com)

### **CELUPLAST (NI) LTD.**



Waters Edge, Clarendon Docks, Belfast, BT1 3BH.  
Tel: 048 9023 2299 · Fax: 010 3531 8326277



# **PANELLING**

**FOR WALLS & CEILINGS**





# UPVC Wall Panelling



Celuplast's extensive range of uPVC wall coverings are designed as an easy fit, low maintenance finish for any room in the house. We carry a wide range of colours and designs to suit any style.


Many of our high gloss range are used extensively in bathrooms, utility rooms and kitchen and dining areas, but our brand new Celupanel range brings the product into the rest of the house.



## Installation

Celuplast wall panels are easy to install. They can be glued directly onto the wall using our special Superstick adhesive, provided the surface is smooth and clean. Alternatively they can be nailed, stapled or screwed onto wooden support battens.

During installation, additional insulation can be added between the wooden support battens for added comfort.



## Maintenance

Simply wipe the surface using a mild household detergent with a soft cloth or sponge. Solvents or aggressive cleaning agents are to be avoided. When installing the panels in areas of high humidity, please allow for proper ventilation.

